



**BATTERY:** Flooded/wet lead-acid battery  
**DIMENSIONS:** inches (mm)  
**COLOR:** Maroon (case/cover)  
**MATERIAL:** Polypropylene (internal cell) • Polyethylene (outer container)



Trojan's Industrial Line of deep-cycle batteries is the newest addition to Trojan's lineage of high-quality flooded batteries. The Industrial Line is engineered specifically to support renewable energy systems with large daily loads where the batteries are cycled regularly. These high amp-hour capacity batteries are ideal for use in large off-grid photovoltaic (PV) systems, off-grid hybrid PV systems, grid-tied PV systems with battery backup, smart grid peak shifting systems and a variety of other applications. In addition, Trojan has addressed the issue of partial state of charge (PSOC) by incorporating our proprietary technology, Smart Carbon™, to our Industrial Line of deep-cycle batteries. Tested to meet industry standards, the Industrial Line features advanced battery technologies that deliver reliable power and is housed in a dual container construction for enhanced battery protection. Trojan's Industrial Line is the perfect combination of performance and function.

### PRODUCT SPECIFICATION

| BCI GROUP SIZE   | TYPE     | VOLTAGE | CAPACITY <sup>A</sup> Amp-Hours (AH) |            |            |             | ENERGY (kWH) | Default TERMINAL | DIMENSIONS <sup>B</sup> Inches (mm) |             |             | WEIGHT lbs. (kg) |
|--|----------|---------|--------------------------------------|------------|------------|-------------|--------------|------------------|-------------------------------------|-------------|-------------|------------------|
|  |          |         | 5-Hr Rate                            | 10-Hr Rate | 20-Hr Rate | 100-Hr Rate |              |                  | 100-Hr Rate                         | Length      | Width       |                  |
| INDUSTRIAL LINE - DEEP-CYCLE FLOODED BATTERIES - DESIGNED FOR 2800 CYCLES AT 50% DOD |          |         |                                      |            |            |             |              |                  |                                     |             |             |                  |
| N/A  | IND9-6V  | 6 VOLT  | 365                                  | 414        | 464        | 601         | 3.61         | 14               | 15.32 (389)                         | 10.24 (260) | 23.54 (598) | 220 (100)        |
| N/A  | IND13-6V | 6 VOLT  | 545                                  | 616        | 695        | 902         | 5.41         | 14               | 22.36 (568)                         | 10.34 (263) | 23.92 (608) | 315 (143)        |
| N/A  | IND17-6V | 6 VOLT  | 727                                  | 820        | 925        | 1202        | 7.21         | 14               | 27.21 (691)                         | 10.38 (264) | 23.73 (603) | 415 (188)        |
| N/A  | IND23-4V | 4 VOLT  | 1000                                 | 1129       | 1270       | 1654        | 6.62         | 14               | 22.38 (568)                         | 10.34 (263) | 23.56 (598) | 370 (168)        |
| N/A  | IND27-2V | 2 VOLT  | 1215                                 | 1368       | 1520       | 1954        | 3.91         | 14               | 15.28 (388)                         | 10.38 (264) | 24.00 (610) | 228(104)         |
| N/A  | IND29-4V | 4 VOLT  | 1274                                 | 1448       | 1618       | 2105        | 8.42         | 14               | 27.10 (688)                         | 10.35 (263) | 23.81 (605) | 465 (211)        |
| N/A  | IND33-2V | 2 VOLT  | 1455                                 | 1682       | 1849       | 2405        | 4.81         | 14               | 17.33 (440)                         | 10.22 (260) | 24.01 (610) | 278 (125)        |

<sup>A</sup>. The amount of amp-hours (AH) a battery can deliver when discharged at a constant rate at 80°F (27°C) and 86°F (30°C) for the 5-Hour rate and maintain a voltage above 1.75 V/cell. Capacities are based on peak performance.

<sup>B</sup>. Dimensions are based on nominal size. Dimensions may vary depending on type of handle or terminal.

<sup>C</sup>. Dimensions taken from bottom of the battery to the highest point on the battery. Heights may vary depending on type of terminal.

Trojan's Industrial Line is tested to BCI and IEC 61427 standards.

## CHARGING INSTRUCTIONS

| CHARGER VOLTAGE SETTINGS (AT 77°F/25°C) |                  |
|---|------------------|
|   | Voltage per cell |
| Absorption charge                       | 2.35-2.45        |
| Float charge                            | 2.20             |
| Equalize charge                         | 2.58             |

Do not install or charge batteries in a sealed or non-ventilated compartment. Constant under or overcharging will damage the battery and shorten its life as with any battery.

## OPERATIONAL DATA

| OPERATING TEMPERATURE  | SPECIFIC GRAVITY                                      |
|--|---|
| -4°F to 113°F (-20°C to +45°C).<br>At temperatures below 32°F (0°C) maintain a state of charge greater than 60%. | The specific gravity at 100% state-of-charge is 1.260 |

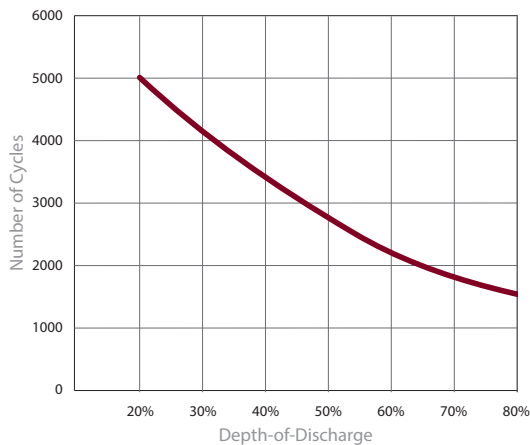
## CHARGING TEMPERATURE COMPENSATION

To the Voltage Reading -- Subtract 0.005 volt per cell (VPC) for every 1°C above 25°C or add 0.005 volt per cell for every 1°C below 25°C.

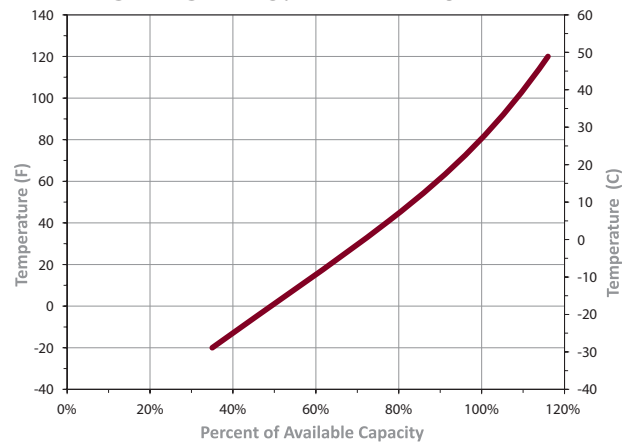
## EXPECTED LIFE VS. TEMPERATURE

Chemical reactions internal to the battery are driven by voltage and temperature. The higher the battery temperature, the faster chemical reactions will occur. While higher temperatures can provide improved discharge performance the increased rate of chemical reactions will result in a corresponding loss of battery life. As a rule of thumb, for every 10°C increase in temperature the reaction rate doubles. Thus, a month of operation at 35°C is equivalent in battery life to two months at 25°C. Heat is an enemy of all lead acid batteries, FLA, AGM and gel alike and even small increases in temperature will have a major influence on battery life.


## TYPICAL CYCLE LIFE IN A STATIONARY APPLICATION





## CAPACITY VS. TEMPERATURE



## TERMINAL CONFIGURATIONS

| 14  | IND | IND Terminal |
|---|-----|--------------|
|  |     |              |
| <i>Terminal Height Inches (mm)</i>  |     |              |
| 1.73 (44)   |     |              |
| <i>Torque Values LB-IN (Nm)</i>   |     |              |
| 100 – 120 (11 – 14)   |     |              |
| <i>Bolt Size</i>  |     |              |
| 5/16"   |     |              |

## VENT CAP OPTIONS

| Bayonet   | Flip Top   |
|---|--|
|  |  |



Trojan batteries are available worldwide.

We offer outstanding technical support, provided by full-time application engineers.

**call 800.423.6569 or + 1.562.236.3000 or visit [trojanbattery.com](http://trojanbattery.com)**

12380 Clark Street, Santa Fe Springs, CA 90670 • USA or email [re@trojanbattery.com](mailto:re@trojanbattery.com)