


# SLB-0113

**Double Arm Side of Pole/  
Wall Mount Bracket**  
(For use with Solarland SLP045-SLP075,  
and SLP080S-SLP100S Mono panels)



The Solarland® SLB-0113 has been designed for use with the Solarland® SLP Series panels ranging in size from 45W-75W (U, C and C1D2 Series) and 80W-100W Special Series Mono panels. The double arm fixed bracket provides a safe and secure mount to a pole, wall or fence.

## Specifications

Mounting Type	Double Arm Side of Pole/Wall Mount
Module Type	Specifically designed to work with Solarland SLP series panels, but can be adapted for use with other brands
Number of Modules	Mounts 1 Panel
Setting Angle	0°-90°
Wind Load	Designed to withstand wind speeds of 90mph
Snow Loading	1.1kN/m <sup>2</sup>
Warranty	5 Years

## Kit Components & Parts

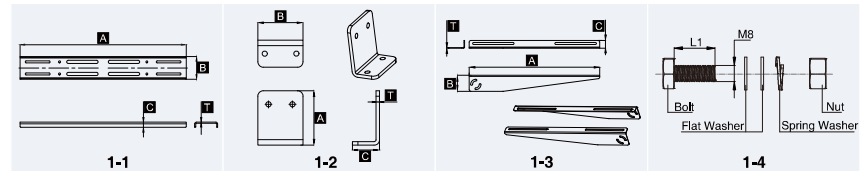
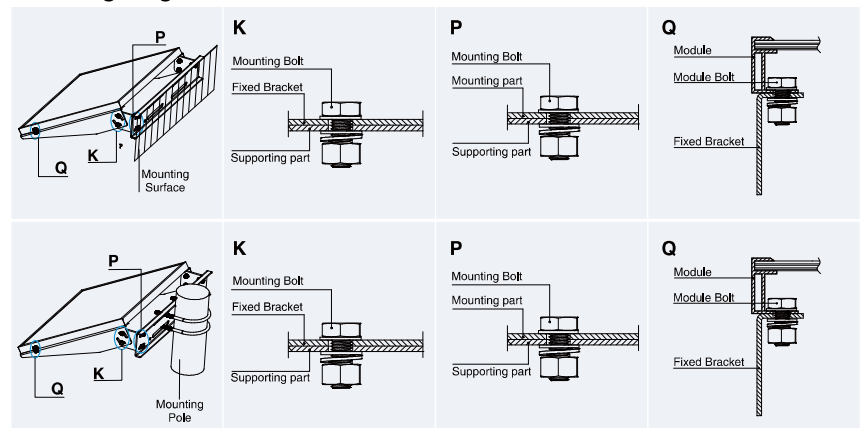


Diagram	Component	Material	Surface Treatment	Quantity	Dimensions
1-1	Fixed Bracket	5052Al	N/A	1	A=660mm[25.98in.], B=110mm[4.33in.], C=25mm[0.98in.], T=4.5mm[0.18in.]
1-2	Fixed Bracket	5052Al	N/A	2	A=100mm[3.94in.], B=83mm[3.27in.], C=50mm[1.97in.], T=6.5mm[0.26in.]
1-3	Tilt Arm	5052Al	N/A	2	A=540mm[21.26in.], B=82mm[3.23in.], C=40mm[1.57in.], T=3mm[0.12in.]
1-4	Module Bolt	AISI304	N/A	4	M8X25[0.98in.]
	Mounting Bolt	AISI304	N/A	8	M8X25[0.98in.]

\*Note: U-Bolts or Steel Clamps are not supplied in this kit and must be procured separately if pole mount is required

## Mounting Diagram



## Note:

- When using this kit with another brand of panel you may need to change the module bolts (1-4) to suit the mounting holes on the panel. Kit includes M8 & M6 bolt sizes.

## Office Address

301 Doubleday Ave. Ontario, CA 91761

## Phone

tf. 1-800-605-9718 t. 1-909-937-7187  
f. 1-909-533-2562

## Network

## Email

sales@solarlandusa.com

## Website

www.solarlandusa.com